

EXPORT-IMPORT BANK OF INDIA

BALANCE SHEET AS AT 31ST MARCH, 2023

		<u>GENERAL FUND</u>	
<u>Previous year</u> (As at 31.03.2022)		<u>This year</u> (As at 31.03.2023)	
₹	<u>LIABILITIES</u>	₹	<u>SCHEDULES</u>
1,59,09,36,63,881	1.Capital	1,59,09,36,63,881	I
33,18,21,68,229	2.Reserves	47,18,25,89,123	II
73,76,00,000	3.Profit & Loss Account	1,55,80,00,000	III
9,11,44,57,43,000	4.Notes, Bonds and Debentures	9,15,33,00,48,500	
-	5.Bills Payable	-	
1,77,48,64,091	6.Deposits	1,52,61,65,868	IV
1,61,55,39,99,474	7.Borrowings	3,67,37,61,08,842	V
47,75,85,79,490	8.Current Liabilities	63,57,92,78,636	
51,86,86,72,455	and Provisions for contingencies	59,02,32,97,198	
	9.Other Liabilities		
13,67,41,52,90,620	Total	16,14,66,91,52,048	
	<u>ASSETS</u>		
32,73,37,83,010	1. Cash & Bank Balances	25,22,03,32,051	VI
1,09,02,52,61,755	2. Investments	1,23,10,85,20,849	VII
11,45,61,58,12,525	3. Loans and Advances	12,92,33,40,28,165	VIII
30,57,58,00,000	4. Bills of Exchange and Promissory	52,90,00,00,000	IX
3,68,93,39,694	Notes Discounted/Rediscounted	3,74,69,20,156	X
45,77,52,93,636	5. Fixed Assets	1,17,35,93,50,827	XI
	6. Other Assets		
13,67,41,52,90,620	Total	16,14,66,91,52,048	










contd2



		GENERAL FUND
Previous year (As at 31.03.2022)		This Year (As at 31.03.2023)
₹	CONTINGENT LIABILITIES	₹
1,38,11,20,09,528	(i) Acceptances, Guarantees, endorsements and other obligations	1,54,18,10,42,151
-	(ii) On outstanding forward exchange contracts	2,27,37,040
-	(iii) On underwriting commitments	-
17,82,79,005	(iv) Uncalled Liability on partly paid investments	18,91,62,520
5,08,19,97,787	(v) Claims on the Bank not acknowledged as debts	5,05,02,00,000
-	(vi) Bills for collection	-
-	(vii) On participation certificates	-
-	(viii) Bills Discounted/Rediscounted	-
15,07,61,62,871	(ix) Other monies for which the Bank is contingently liable	16,60,68,79,596
1,58,44,84,49,191		1,76,05,00,21,307

'Notes to Accounts' attached.

For and on behalf of the Board

 Shri Tarun Sharma Deputy Managing Director	 Shri N. Ramesh Deputy Managing Director	 Ms. Harsha Bangari Managing Director
 Shri Dammu Ravi	 Shri Rajat Kumar Mishra	 Shri Suchindra Misra
 Shri R. Subramanian	 Shri A. S. Rajeev	 Shri Ashok Kumar Gupta
Directors		

Mumbai
Dated : May 11, 2023

For GMJ & Co.
Chartered Accountants
Firm Regn. No. 103429W


(CA Atul Jain)
Partner
M. No. 037097



EXPORT-IMPORT BANK OF INDIA

PROFIT & LOSS ACCOUNT FOR THE YEAR ENDED 31ST MARCH, 2023			
Previous year	EXPENDITURE	SCHEDULES	GENERAL FUND This Year
₹			₹
48,89,12,92,969	1. Interest		74,83,22,98,013
68,32,94,538	2. Credit Insurance, fees and charges		73,20,90,012
87,57,50,434	3. Staff Salaries, Allowances etc. and Terminal Benefits		97,87,02,641
2,39,800	4. Directors' and Committee Members' Fees and Expenses		5,46,721
11,98,100	5. Audit Fees		11,98,100
27,78,75,453	6. Rent, Taxes, Electricity and Insurance Premia		30,40,84,447
4,29,83,915	7. Communication expenses		4,21,04,140
4,27,55,953	8. Legal Expenses		3,63,09,370
1,12,34,53,662	9. Other Expenses	XII	1,48,35,53,599
39,12,07,376	10. Depreciation		47,49,37,412
9,80,66,78,917	11. Provision for loan losses/contingencies depreciation on investments		15,10,08,18,219
21,49,75,17,260	12. Profit/(Loss) carried down		20,89,08,46,605
83,63,42,48,377	Total		1,14,87,74,89,279
14,12,09,92,702	Provision for Income Tax(Net of deferred tax) [including Deferred tax of ₹123,50,43,812 (previous year - ₹13,91,50,30,279)]		5,33,24,25,711
7,37,65,24,558	Balance of profit/(Loss) transferred to Balance Sheet		15,55,84,20,894
21,49,75,17,260			20,89,08,46,605
	INCOME		
79,76,38,34,132	1. Interest and Discount	XIII	1,09,39,46,31,318
3,71,56,17,529	2. Exchange, Commission, Brokerage and Fees		4,37,42,51,247
15,47,96,716	3. Other Income	XIV	1,10,86,06,714
83,63,42,48,377	Total		1,14,87,74,89,279
21,49,75,17,260	Profit/(Loss) brought down		20,89,08,46,605
-	Excess Income/Interest tax provision of earlier years written back		-
21,49,75,17,260			20,89,08,46,605

'Notes to Accounts' attached.
For and on behalf of the Board

Shri Tarun Sharma Deputy Managing Director	Shri N. Ramesh Deputy Managing Director	Ms. Harsha Bangari Managing Director
Shri Dammu Ravi	Shri Rajat Kumar Mishra	Shri Suchindra Misra
Shri R. Subramanian	Shri A. S. Rajeev	Shri Ashok Kumar Gupta
Directors		

For GMJ & Co.
Chartered Accountants
Firm Regn. No. 103429W

(CA Atul Jain)
Partner
M. No. 037097



Mumbai
Dated : May 11, 2023

EXPORT-IMPORT BANK OF INDIA

SCHEDULES TO THE BALANCE SHEET

Previous year (As at 31.03.2022)		GENERAL FUND This Year (As at 31.03.2023)	
₹		₹	
Schedule I :	Capital:		
2,00,00,00,00,000	1. Authorised		2,00,00,00,00,000
1,59,09,36,63,881	2. Issued and Paid-up : (Wholly subscribed by the Central Government)		1,59,09,36,63,881
Schedule II :	Reserves:		
15,64,75,52,765	1. Reserve Fund		29,64,79,73,659
-	2. General Reserve		-
1,93,92,96,400	3. Other Reserves :		
1,95,53,19,064	Investment Fluctuation Reserve		1,93,92,96,400
	Sinking Fund (Lines of Credit)		1,95,53,19,064
13,64,00,00,000	4. Special Reserve u/s 36(1)(viii) of the Income Tax Act,1961		13,64,00,00,000
33,18,21,68,229			47,18,25,89,123
Schedule III :	Profit & Loss Account:		
7,37,65,24,558	1. Balance as per annexed accounts		15,55,84,20,894
	2. Less: Appropriations:		
6,63,89,24,558	- Transferred to Reserve Fund		14,00,04,20,894
-	- Transferred to Investment Fluctuation Reserve		-
-	- Transferred to Sinking Fund		-
-	- Transferred to Special Reserve u/s 36(1)(viii) of the Income Tax Act,1961		-
	3. Balance of the net profits (Transferable to the Central Government in terms of Section 23(2) of the EXIM Bank Act,1981)		
73,76,00,000			1,55,80,00,000
Schedule IV :	Deposits:		
1,77,48,64,091	(a) In India		1,52,61,65,868
-	(b) Outside India		-
1,77,48,64,091			1,52,61,65,868

contd2



Schedule V :**Borrowings:**

1. From Reserve Bank of India :

(a) Against Trustee
Securities

-

-

(b) Against Bills of
Exchange

-

-

(c) Out of the National
Industrial Credit
(Long Term Operations) Fund

-

-

2. From Government of India

-

-

3. From Other Sources :

22,84,04,42,293

(a) In India

90,47,56,28,920

1,38,71,35,57,181

(b) Outside India

2,76,90,04,79,922

1,61,55,39,99,4743,67,37,61,08,842**Schedule VI:****Cash & Bank Balances:**

2,02,366

1. Cash in Hand

2,01,986

1,30,14,82,828

2. Balance with Reserve Bank of
India

1,00,74,381

3. Balances with other Banks:

1,67,01,37,227

(a) In India

2,50,89,99,192

1,75,00,00,000

i) in current accounts

9,96,43,13,945

28,01,19,60,589

ii) in other deposit accounts

12,73,67,42,547

(b) Outside India

4. Money at call and short notice /
Lending under CBLO

-

-

32,73,37,83,01025,22,03,32,051

contd3



Schedule VII:		Investments: <i>(net of diminution in value, if any)</i>	
92,76,41,20,000	1. Securities of Central and State Governments		1,06,83,76,64,874
1,78,76,31,245	2. Equity Shares & Stocks		2,13,67,83,687
-	3. Preference Shares and Stocks		40,61,99,960
3,30,84,00,010	4. Notes, Debentures and Bonds		2,13,03,59,328
11,16,51,10,500	5. Others		11,59,75,13,000
1,09,02,52,61,755			1,23,10,85,20,849
Schedule VIII :		Loans & Advances:	
5,33,18,36,76,763	1. Foreign Governments		5,56,97,47,43,079
	2. Banks:		
1,39,15,85,00,000	(a) In India		1,36,25,95,00,000
2,34,95,67,500	(b) Outside India		2,46,51,00,000.00
	3. Financial Institutions:		
-	(a) In India		-
90,19,00,94,780	(b) Outside India		1,16,48,37,74,169
3,80,73,39,73,482	4. Others		4,80,15,09,10,917
11,45,61,58,12,525			12,92,33,40,28,165
Schedule IX :		Bills of Exchange and Promissory Notes Discounted/Rediscounted:	
30,57,58,00,000	(a) In India		52,90,00,00,000
-	(b) Outside India		-
30,57,58,00,000			52,90,00,00,000

contd4



Schedule X :

Fixed Assets:
(At cost less depreciation)

5,12,00,83,818	1. Premises	
1,53,29,824	Gross Block b/f	5,13,54,13,642.00
-	Additions during the year	11,13,18,521.00
5,13,54,13,642	Disposals during the year	-
1,70,20,85,519	Gross Block as at the end of the year	5,24,67,32,163
3,43,33,28,123	Accumulated Depreciation	1,93,19,79,947
	Net Block	3,31,47,52,216
1,43,24,61,033	2. Others	
11,38,79,687	Gross Block b/f	1,49,19,44,300
5,43,96,420	Additions during the year	42,27,33,039
1,49,19,44,300	Disposals during the year	5,45,87,263
1,23,59,32,729	Gross Block as at the end of the year	1,86,00,90,076
25,60,11,571	Accumulated Depreciation	1,42,79,22,136
	Net Block	43,21,67,940
3,68,93,39,694		3,74,69,20,156

Schedule XI :

Other Assets:

11,01,78,09,688	1. Accrued interest on	
6,43,23,99,561	a) investments / bank balances	14,68,26,12,658
5,72,93,416	b) loans and advances	19,41,59,36,548
3,45,65,21,868	2. Deposits with sundry parties	5,80,06,510
24,81,12,69,103	3. Advance Income Tax paid (Net)	9,38,09,84,168
	4. Others [including Net Deferred tax asset of ₹17,87,80,13,378 (previous year ₹16,64,29,69,567)]	73,82,18,10,943
45,77,52,93,636		1,17,35,93,50,827

Schedule XII :

Other Expenses:

70,30,733	1. Export Promotion Expenses	2,90,39,189
12,50,341	2. Expenses on and related to Data Processing	35,05,130
34,75,63,495	3. Repairs and Maintenance	47,21,26,829
95,44,157	4. Printing and Stationery	1,11,42,760
75,80,64,936	5. Others	96,77,39,691
1,12,34,53,662		1,48,35,53,599



Schedule XIII :		Interest and Discount:	
43,39,25,77,052		1.Interest and Discount on loans	
36,37,12,57,080		and advances/bills discounted/rediscounted	74,08,44,14,205
		2.Income on Investments/bank balances	35,31,02,17,113
	79,76,38,34,132		1,09,39,46,31,318
Schedule XIV :		Other Income:	
(28,39,96,746)		1. Net Profit on sale/ revaluation of investments	52,93,14,303
22,57,350		2. Net Profit on sale of land, buildings and other assets	(5,52,707)
43,65,36,112		3. Others	57,98,45,118
	15,47,96,716		1,10,86,06,714

Note : Deposits under 'Liabilities' [ref. Schedule IV (a)] include `on shore' foreign currency deposits aggregating USD 8.30 mn (Previous year USD 12.63 mn.) kept by counter party banks / institutions with Exim Bank against reciprocal rupee deposits / bonds. Investments under 'Assets' [ref. Schedule VII 4.] include bonds aggregating ₹0.39 bn (Previous year ₹0.59 bn) on account of swaps.



EXPORT-IMPORT BANK OF INDIA

BALANCE SHEET AS AT 31ST MARCH, 2023

EXPORT DEVELOPMENT FUND

Previous year (As at 31.03.2022)		This Year (As at 31.03.2023)
₹	LIABILITIES	₹
	1. Loans:	
	(a) From Government	-
3,52,66,98,130	(b) From Other Sources	-
	2. Grants:	
12,83,07,787	(a) From Government	12,83,07,787
-	(b) From Other Sources	-
	3. Gifts, Donations, Benefactions :	
-	(a) From Government	-
-	(b) From Other Sources	-
40,12,35,335	4. Other Liabilities	33,55,15,316
91,91,53,610	5. Profit and Loss Account	1,00,47,68,189
4,97,53,94,862	Total	1,46,85,91,292
	ASSETS	
15,00,000	1. Bank Balances	
-	a) in current accounts	15,00,000
-	b) in other deposit accounts	1,18,56,86,055
	2. Investments	-
	3. Loans & Advances:	
-	(a) In India	-
4,57,05,30,758	(b) Outside India	85,05,318
	4. Bills of Exchange and Promissory Notes Discounted, Rediscounted :	
-	(a) In India	-
-	(b) Outside India	-
	5. Other Assets	
16,09,48,401	(a) Accrued interest on	
-	i) Loans and Advances	-
24,24,15,703	ii) Investments/bank balances	2,82,616
-	(b) Advance Income Tax paid	27,26,17,303
-	(c) Others	-
4,97,53,94,862	Total	1,46,85,91,292

contd2



EXPORT DEVELOPMENT FUND

Previous year
(As at 31.03.2022)
₹

This Year
(As at 31.03.2023)
₹

CONTINGENT LIABILITIES

- | | | |
|---|---|---|
| - | (i) Acceptances, Guarantees, endorsements & other obligations | - |
| - | (ii) On outstanding forward exchange contracts | - |
| - | (iii) On underwriting commitments | - |
| - | (iv) Uncalled Liability on partly paid investments | - |
| - | (v) Claims on the Bank not acknowledged as debts | - |
| - | (vi) Bills for collection | - |
| - | (vii) On participation certificates | - |
| - | (viii) Bills Discounted/ Rediscounted | - |
| - | (ix) Other monies for which the Bank is contingently liable | - |

Note : The Bank has established Export Development Fund in terms of Section 15 of Export-Import Bank of India Act, 1981 (the Act). In terms of Section 17 of the Act, before granting any loan or advance or entering into any such arrangement, Exim Bank has to obtain the prior approval of the Central Government.

For and on behalf of the Board

 Shri Tarun Sharma Deputy Managing Director	 Shri N. Ramesh Deputy Managing Director	 Ms. Harsha Bangari Managing Director
 Shri Damu Bhat	 Shri Rajat Kumar Mishra	 Shri Suchindra Misra
 Shri R. Subramanian	 Shri A. S. Rajeev	 Shri Ashok Kumar Gupta

Directors

For GMJ & Co.
Chartered Accountants
Firm Regn. No. 103429W


(CA Atul Jain)
Partner
M. No. 037097




Mumbai
Dated : May 11, 2023

EXPORT-IMPORT BANK OF INDIA

PROFIT & LOSS ACCOUNT FOR THE YEAR ENDED 31ST MARCH, 2023		
EXPORT DEVELOPMENT FUND		
Previous year (As at 31.03.2022) ₹		This Year (As at 31.03.2023) ₹
	EXPENDITURE	
41,37,66,067	1. Interest	26,18,39,097
5,24,169	2. Other Expenses	-
12,34,56,062	3. Profit carried down	11,44,09,048
53,77,46,298	Total	37,62,48,145
-	Provision for Income Tax	2,87,94,469
12,34,56,062	Balance of profit/(Loss) transferred to Balance Sheet	8,56,14,579
12,34,56,062		11,44,09,048
	INCOME	
53,77,46,298	1. Interest and Discount	
-	(a) loans and advances	37,59,65,529
-	(b) investments / bank balances	2,82,616
-	2. Exchange, Commission, Brokerage and Fees	-
-	3. Other Income	-
-	4. Loss carried to Balance Sheet	-
53,77,46,298	Total	37,62,48,145
12,34,56,062	Profit / (Loss) brought down	11,44,09,048
-	Excess Income/Interest tax provision of earlier years written back	-
12,34,56,062		11,44,09,048

For and on behalf of the Board

 Shri Tarun Sharma Deputy Managing Director	 Shri N. Ramesh Deputy Managing Director	 Ms. Harsha Bangari Managing Director
 Shri Damini Ravi	 Shri Rajat Kumar Mishra	 Shri Suchindra Misra
 Shri R. Subramanian	 Shri A. S. Rajeev Directors	 Shri Ashok Kumar Gupta

For GMJ & Co.
Chartered Accountants
Firm Regn. No. 103429W


(CA Atul Jain)
Partner
M. No. 037097



Mumbai
Dated : May 11, 2023