



INVESTOR PRESENTATION

November 2025

EXPORT-IMPORT BANK OF INDIA

Presentation Outline

1 Exim Bank: Key Credit Highlights

2 The India Story

3 The Exim Bank Story

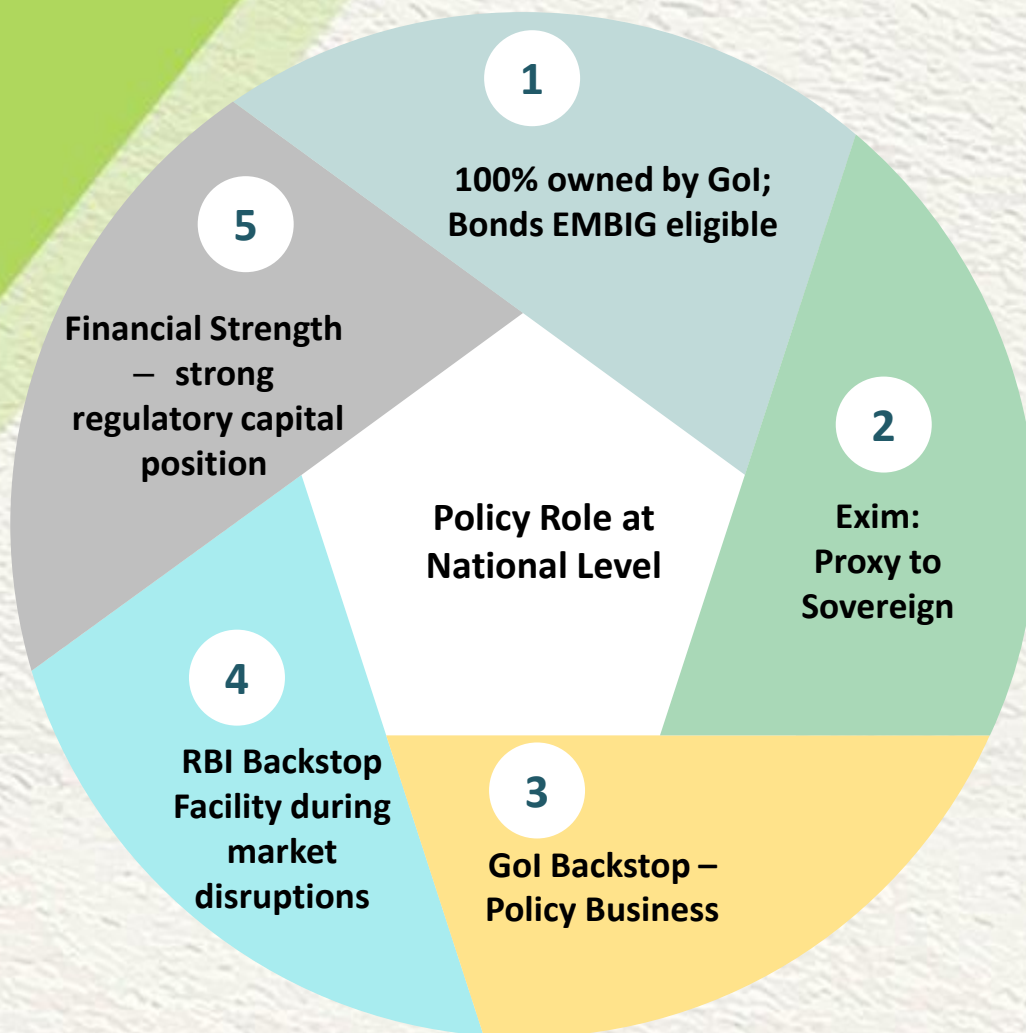
4 Appendix



Key Credit Highlights



Exim Bank: Key Credit Highlights

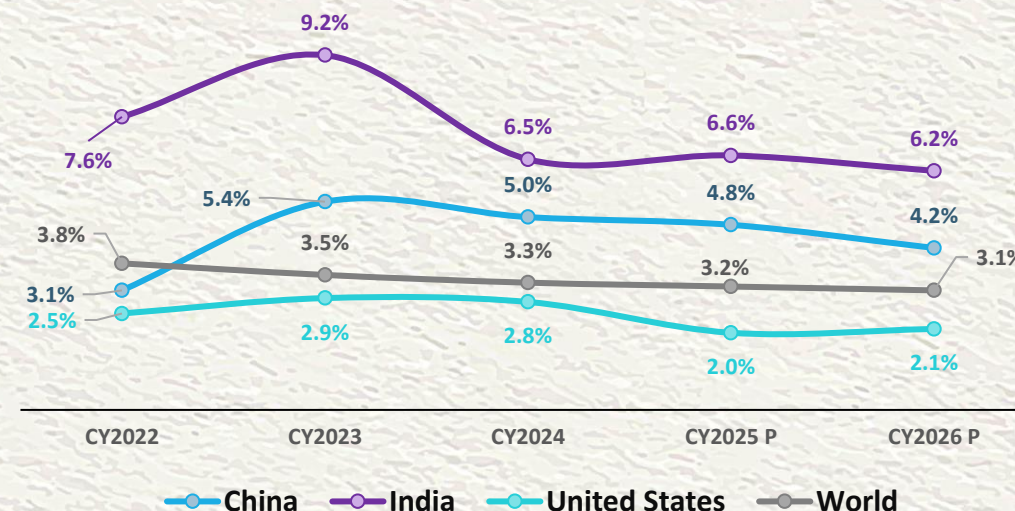
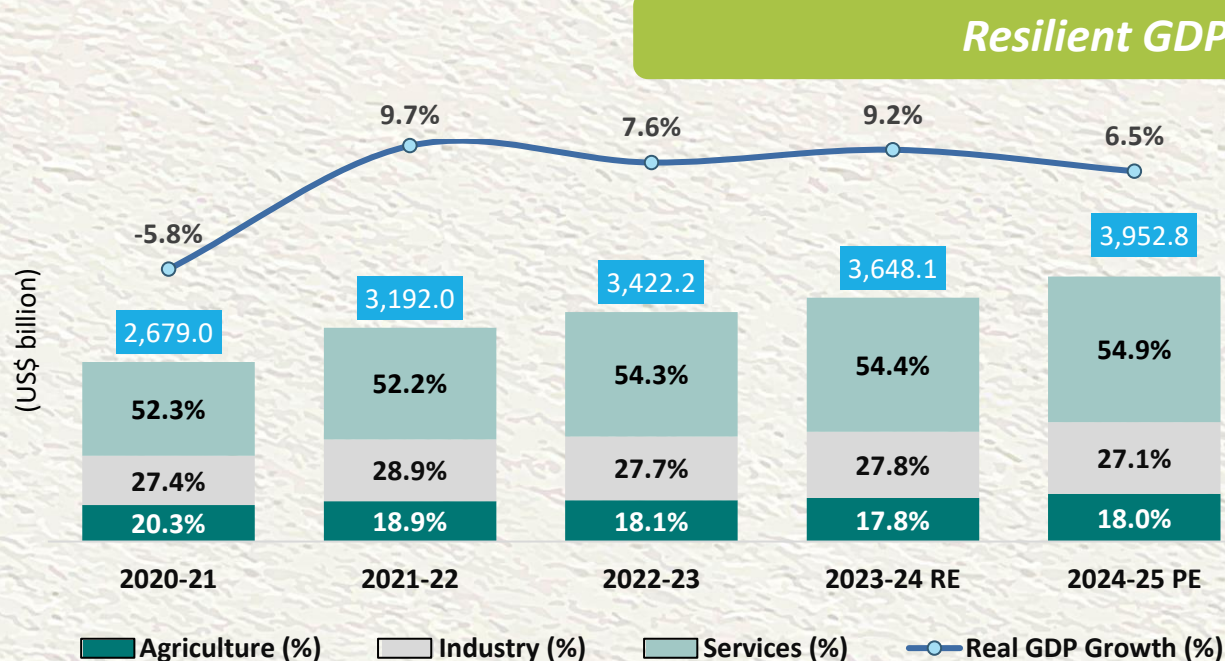


- ❑ **100% owned** by the Government of India (“Gol”); Exim Bank Bonds eligible for inclusion in **EMBIG**
- ❑ International investment grade **ratings at par with Sovereign**
- ❑ **Gol Backstop** – Policy Business guaranteed by the Sovereign
- ❑ **RBI Backstop** Facility during market disruptions
- ❑ **Policy Bank** for India’s Economic Diplomacy
- ❑ Strong **regulatory capital** position, **robust financials**

INDIA STORY



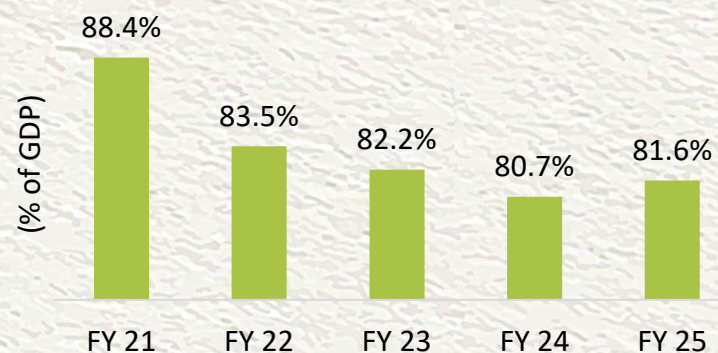
India: Macroeconomic Overview



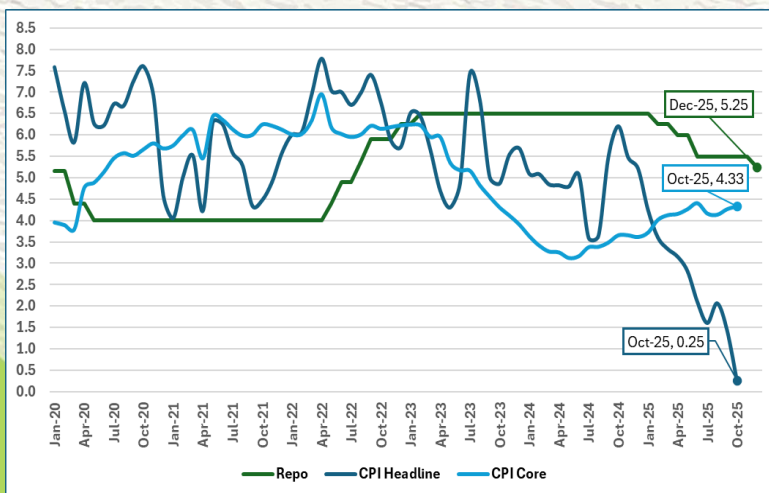
- **World's 5th largest economy based on nominal GDP in CY 2024⁽³⁾**
 - *Nominal GDP for CY 2024: ~US\$ 3.9 tn.⁽²⁾*
- **World's 3rd largest economy based on GDP measured in PPP terms in CY 2024.⁽³⁾**
 - *GDP in PPP terms for CY 2024: ~US\$ 16.2 tn.⁽³⁾*
- Real GDP growth projected to be at **7.3% in FY 2025-26.⁽⁴⁾**
- IMF estimates India to be the **fourth-largest economy in 2026** and **third-largest economy in 2029.**

Indian Economy: Key Economic Indicators

General Government Debt* (% of GDP) ⁽²⁾



Inflation/ Policy Rates (%) ⁽¹⁾⁽⁴⁾



Key Macroeconomic Metrics

Key Parameters	FY23	FY24	FY25	Change
Gross Fixed Capital Formation (% of GDP) ⁽⁴⁾	33.6	33.5	33.7	20 bps
Fiscal Deficit (% of GDP) ⁽⁵⁾	6.4	5.6	4.8	(80 bps)
Revenue Deficit (% of GDP) ⁽⁵⁾	4.0	2.6	1.9	(70 bps)
Debt Service Ratio (%) ⁽³⁾	5.3	6.7	6.6	(10 bps)
FDI Inflows (US\$ bn) ⁽¹⁾	71.4	71.3	81.0	13.6%
Net Portfolio Investment (US\$ bn) ⁽¹⁾	(5.2)	44.0	3.6	(91.8%)
Exchange Rate (INR/US\$, avg.) ⁽²⁾	80.4	82.8	84.6	2.1%

RBI's Policy Rates and Instruments (%)⁽¹⁾

	CRR	SLR	Repo rate	Reverse Repo	SDF	MSF
Aug '24	4.50	18.00	6.50	3.35	6.25	6.75
Oct '24	4.50	18.00	6.50	3.35	6.25	6.75
Dec '24	4.00	18.00	6.50	3.35	6.25	6.75
Feb '25	4.00	18.00	6.25	3.35	6.00	6.50
Apr '25	4.00	18.00	6.00	3.35	5.75	6.25
Jun '25	4.00	18.00	5.50	3.35	5.25	5.75
Aug '25	4.00	18.00	5.50	3.35	5.25	5.75
Oct '25	3.50	18.00	5.50	3.35	5.25	5.75
Dec '25	3.00	18.00	5.25	3.35	5.00	5.50

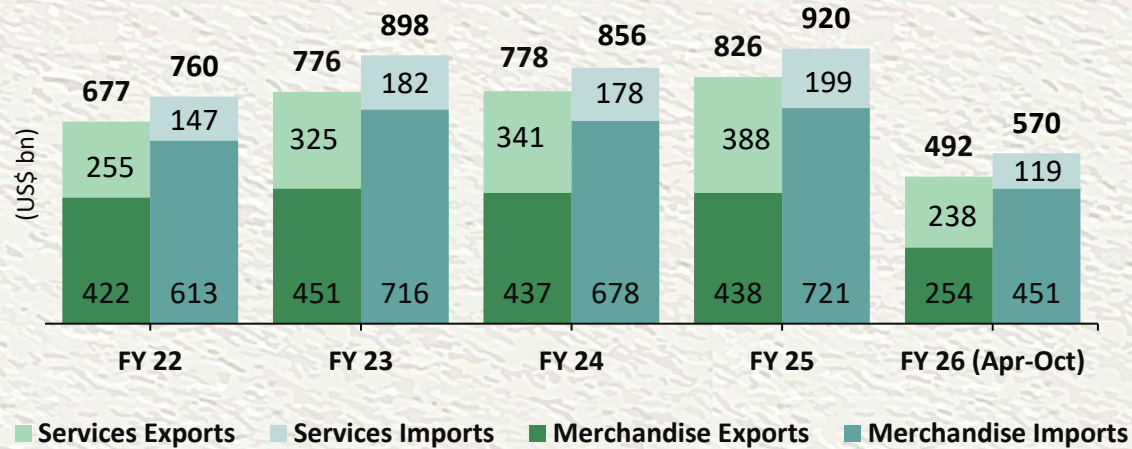
Banking Sector Statistics⁽¹⁾

Key Parameters	FY23	FY24	FY25	Change
Banking Sector (% of GDP)	90.2	95.1	-	-
Credit Deposit Ratio	75.8	78.1	79.1	100 bps
Banking Sector CRAR	17.2	16.8	17.3	50 bps
Banking Sector Net NPAs	1.0	0.6	0.5	(10 bps)
Provisioning Coverage Ratio	74.1	76.2	76.3	10 bps
NBFC (% of GDP)	16.2	16.8	16.5 [#]	-
NBFC CRAR	27.5	26.9	25.8	(110 bps)
NBFC Net NPAs	1.6	1.1	1.2 [#]	-

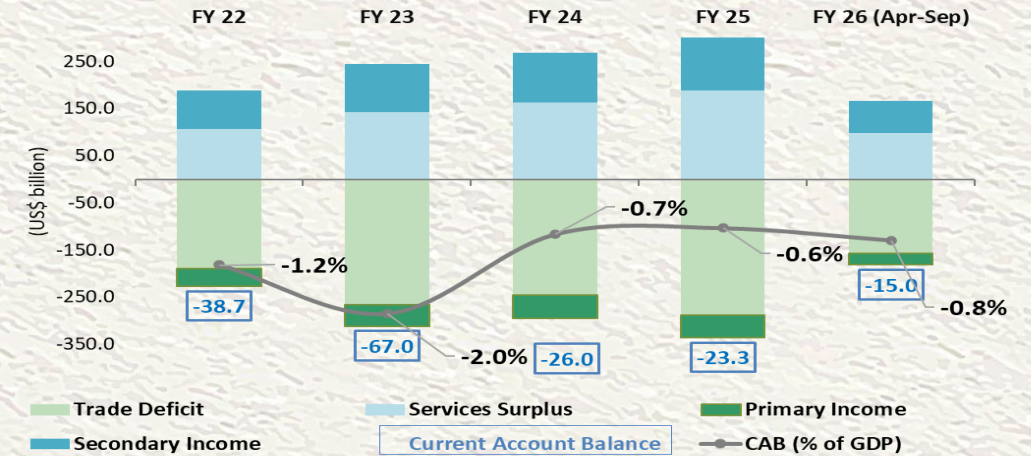
Note : * External Debt as % of General Government Debt has been less than 5%. Source: (1) Reserve Bank of India, Press Releases and Online Database (accessed online on 11/12/2025); (2) IMF Fiscal Monitor October 2025; (3) Ministry of Finance; (4) Ministry of Statistics and Programme Implementation (MOSPI); (5) Union Budget 2025-26; E- Estimates; BE – Budget Estimates; # data for NBFC for FY 25 is as on Dec 31, 2024.

Sound External Sector

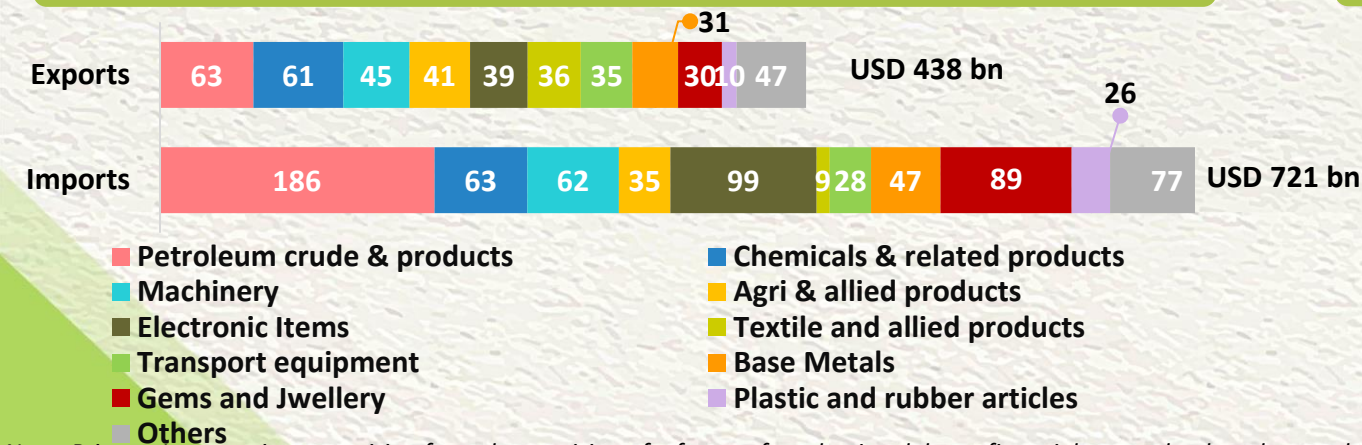
Trade Trends⁽¹⁾⁽²⁾



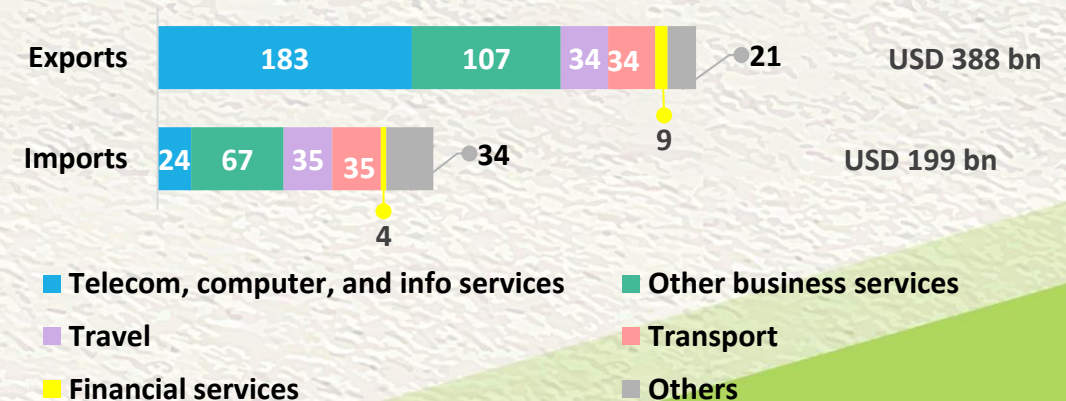
Composition of Current Account Balance⁽²⁾



Merchandise Trade Pattern in FY 25⁽¹⁾



Services Trade Pattern in FY25⁽²⁾



Note: Primary Income - income arising from the provision of a factor of production: labour, financial assets, land, and natural resources. Secondary Income - income arising through current transfers (by governments, worker remittances). Other business services include research & development services, professional & management consulting services, and technical & trade related services. Other services include government goods & services, maintenance & repair services and manufacturing services.

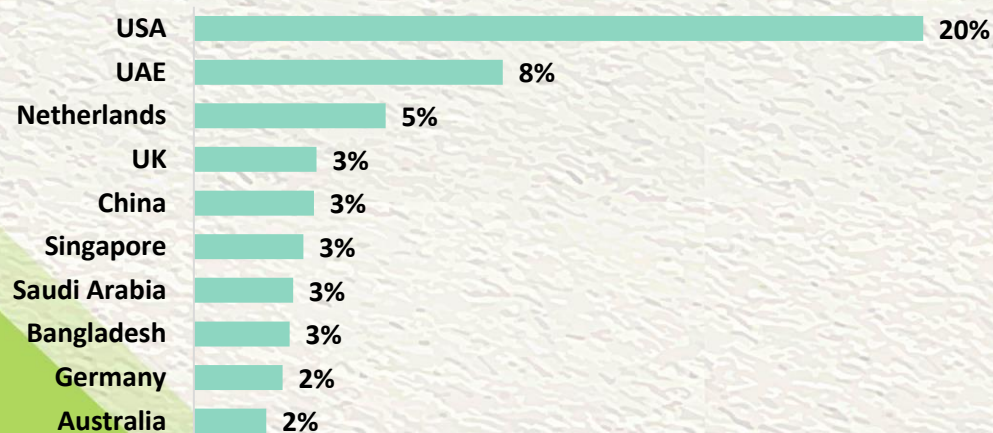
Source: (1) MOCI; (2) Balance of Payment Statistics, RBI; CAB – Current Account Balance.

Sound External Sector

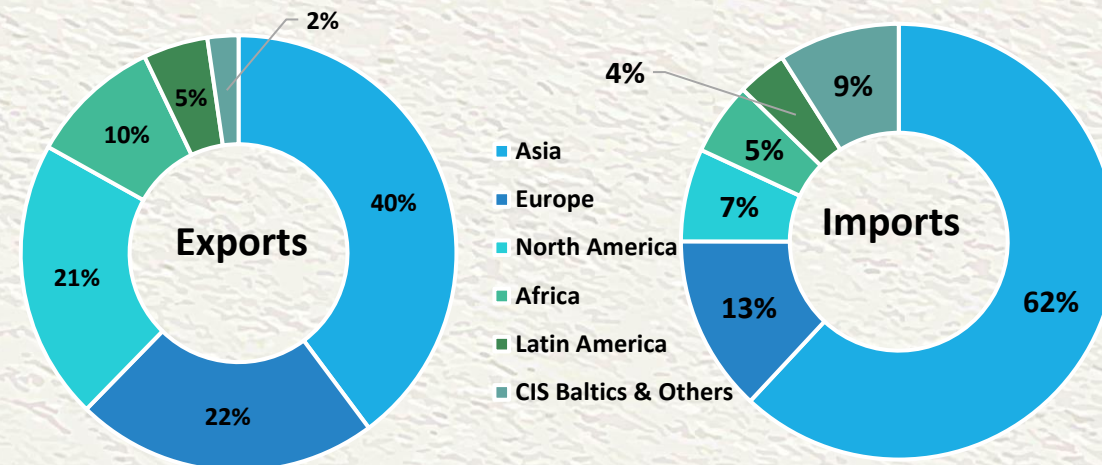
Major Trading Partners⁽¹⁾



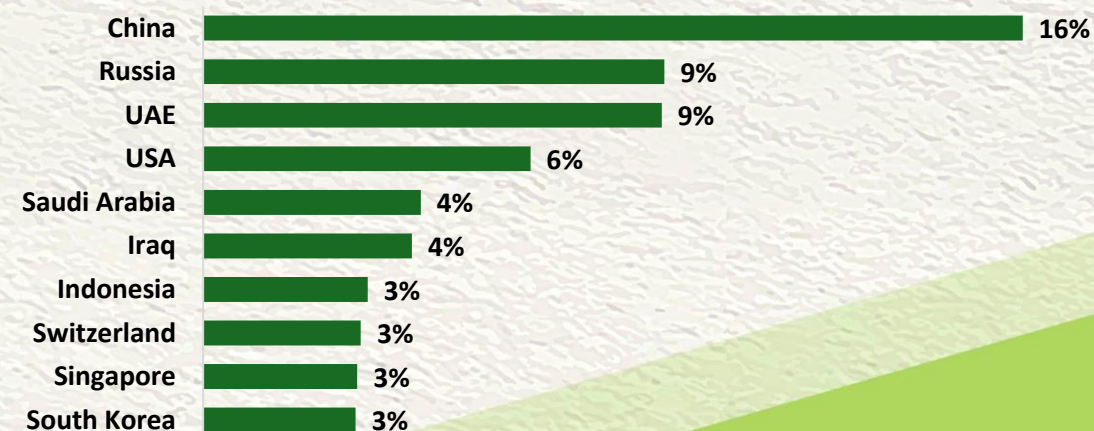
India's Export Markets⁽¹⁾



Regional Trade Direction⁽¹⁾



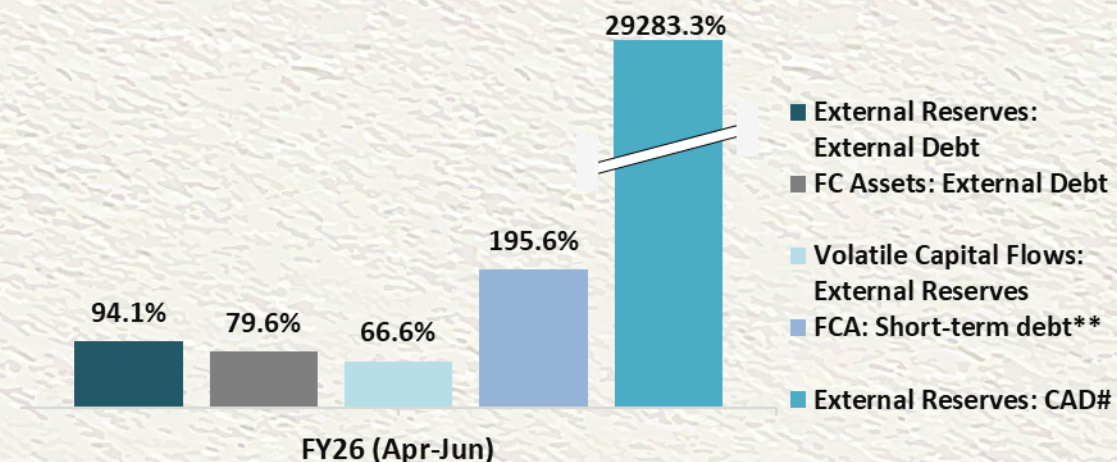
India's Import Sources⁽¹⁾



External Debt vis-à-vis External Reserves

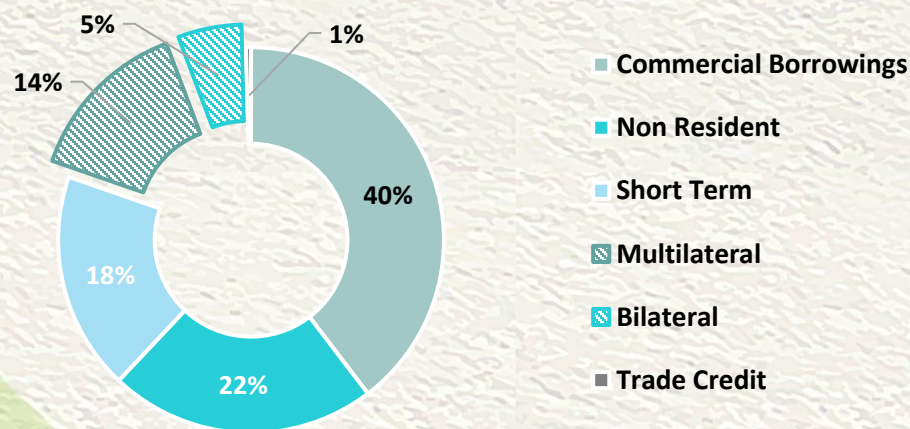
Analysis of External Debt vs External Reserves

	(US\$ bn)			
	Mar '23	Mar '24	Mar'25	Jun'25
External Debt	623.9	668.7	735.9	747.2
External Debt to GDP Ratio (%)	19.1	18.5	19.1	18.9
Short Term Debt / Total Debt (%)	20.6	19.1	18.3	18.1
Total Debt Service Ratio (%)	5.3	6.7	6.6	6.6
External Reserves	578.4	646.4	668.3	702.8



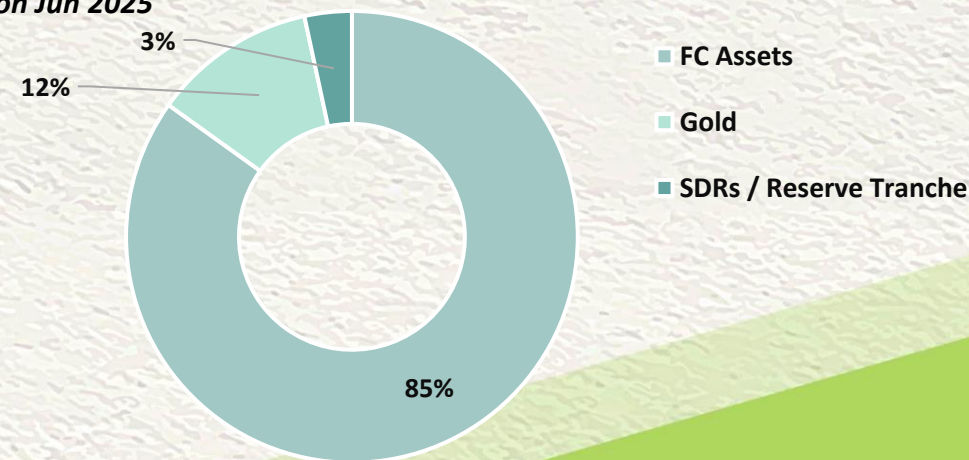
External Debt

As on Jun 2025



External Reserves

As on Jun 2025



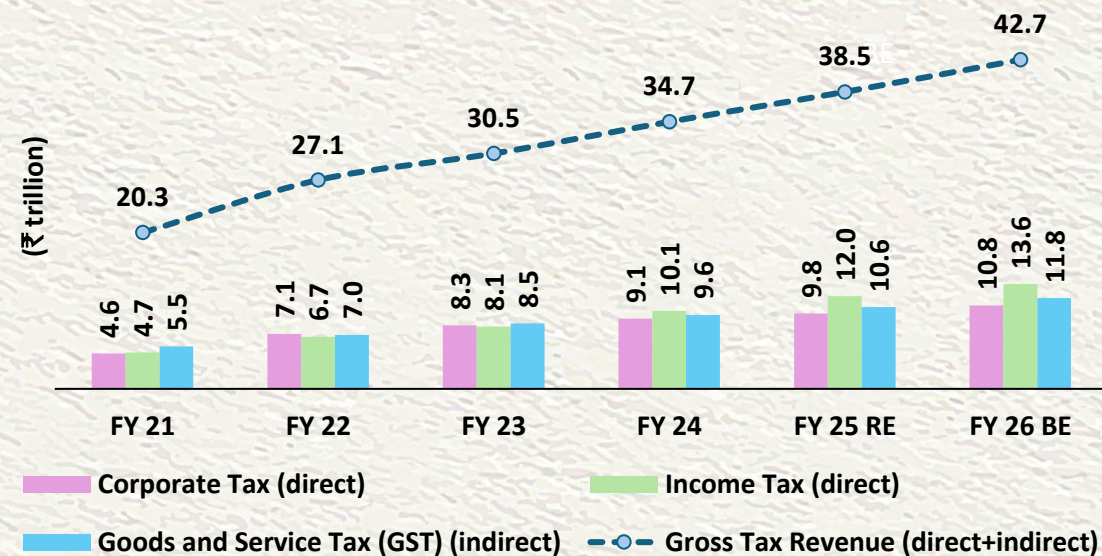
Budget 2025-26 – At a Glance

Fiscal Indicators (as % of GDP)

	FY24	FY25 ^{RE}	FY26 ^{BE}
Net Tax Receipts	7.9%	7.9%	8.0%
Non-tax Receipts	1.4%	1.6%	1.6%
Total Revenue Receipts	9.3%	9.5%	9.6%
Revenue Expenditure	11.8%	11.4%	11.1%
Capital Expenditure	3.2%	3.1%	3.1%
Total Expenditure	15.0%	14.5%	14.2%
Fiscal Deficit	5.6%	4.8%	4.4%
Revenue Deficit	2.6%	1.9%	1.5%
Primary Deficit	2.0%	1.3%	0.8%

- Union Budget 2025-26: Agriculture, MSME, Investments and Exports identified as four engines of growth.
- Corporate tax, Income tax and GST accounted for 84% of gross tax revenue in FY2025 and estimated to increase to 85% in FY 2026.
- Focus sectors include – agriculture and food processing, manufacturing including MSME, infrastructure, innovation and energy.
- Thrust on capex outlay continues; increased to ₹ 11.2 trn in 2025-26 (3.1% of GDP) from ₹ 10.2 trn in 2024-25 (3.1% of GDP).
- Fiscal deficit estimated at 4.8% of GDP in 2024-25, consistent with the broad fiscal consolidation path to reach below 4.4% by 2025-26.

Major Components of Tax Revenue



Note : Gross Tax Revenue also includes other components such as customs, union excise duties, taxes of union territories, among others which account for the remaining share.

Source: Budget 2025-26 Documents, Ministry of Finance, Government of India

Exim Bank Story



Exim Bank: India's Export Credit Agency



Genesis

Set up under an Act of Parliament in 1981 by the Government of India

Objectives

“for providing financial assistance to exporters and importers, and for functioning as the principal financial institution for coordinating the working of institutions engaged in financing export and import of goods and services with a view to promoting the country’s international trade...”

“... shall act on business principles with due regard to public interest”

Vision

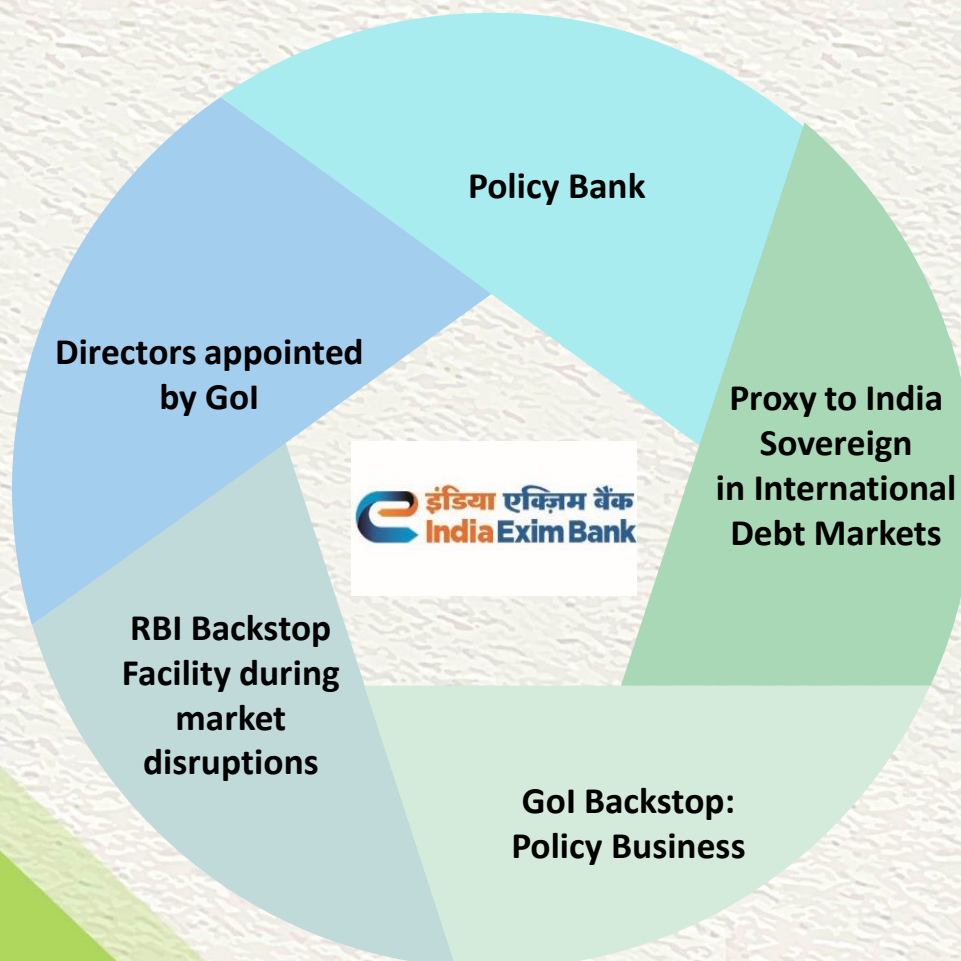
“Globalisation of Indian businesses and empowering growth of partner countries”

Mission

“Facilitate Indian trade and investment, and support partner countries’ development priorities as a financially, socially and environmentally responsible institution”

Exim Bank: Proxy to Sovereign

Strong Government Support



- ❑ An instrument of Government policy as India's official Export Credit Agency.
- ❑ 100% owned by Government of India (GoI) – cannot be liquidated without GoI Approval; Exim Bank Bonds eligible for inclusion in EMBIG
- ❑ **GoI Backstop** – Policy Business guaranteed by the Sovereign
- ❑ **RBI Backstop** Facility during market disruptions
- ❑ Board of Directors are appointed by GoI
 - Comprises top officials from key GoI ministries (Finance, Commerce and Industry and External Affairs) and Reserve Bank of India.
- ❑ Strong **regulatory capital** position, **robust financials**
- ❑ **Proxy to the India Sovereign** in international debt markets, with international investment grade **ratings at par with Sovereign**
 - **BBB+ (Stable)** by Japan Credit Rating (JCR) Agency
 - **BBB (Stable)** by S&P
 - **Baa3 (Stable)** by Moody's
 - **BBB- (Stable)** by Fitch
 - **Domestic Rating is AAA (Stable)** by CRISIL and ICRA

Exim Bank's Line of Business



Export Finance

Lines of Credit
(LOC) / CFS

Buyer's Credit
– NEIA

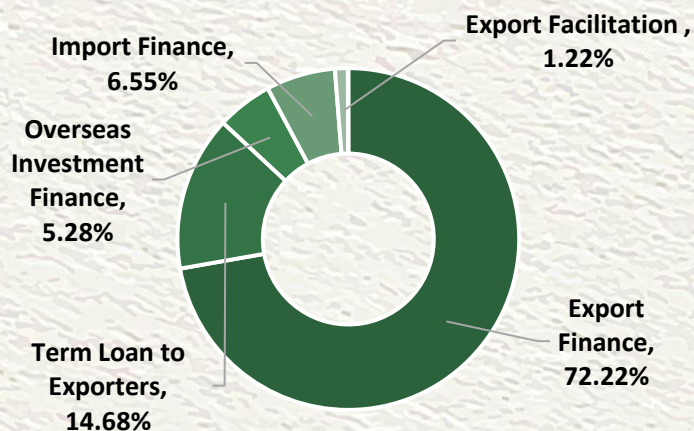
Pre-Shipment
Credit

Post-Shipment
Credit

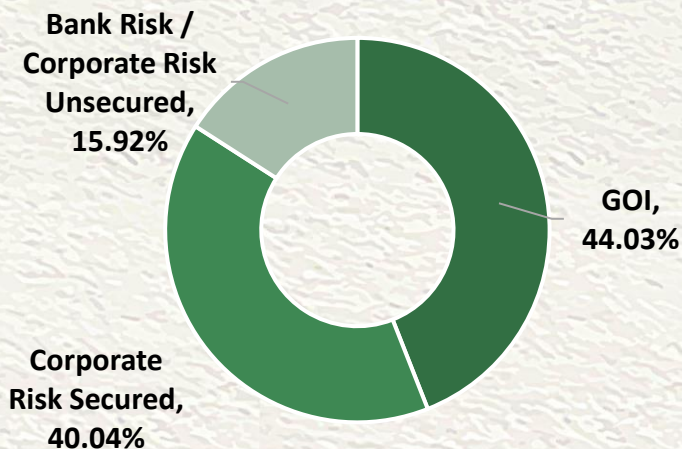
Guarantees
and L/Cs

Loan Portfolio ⁽¹⁾

INR 1,668 bn

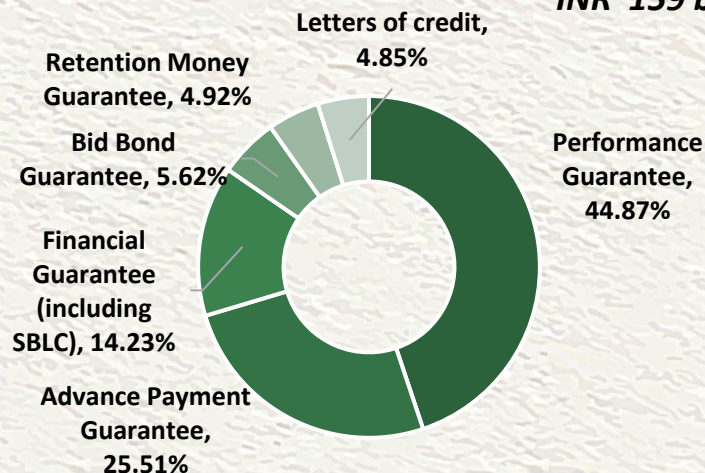


Risk Exposure ⁽¹⁾

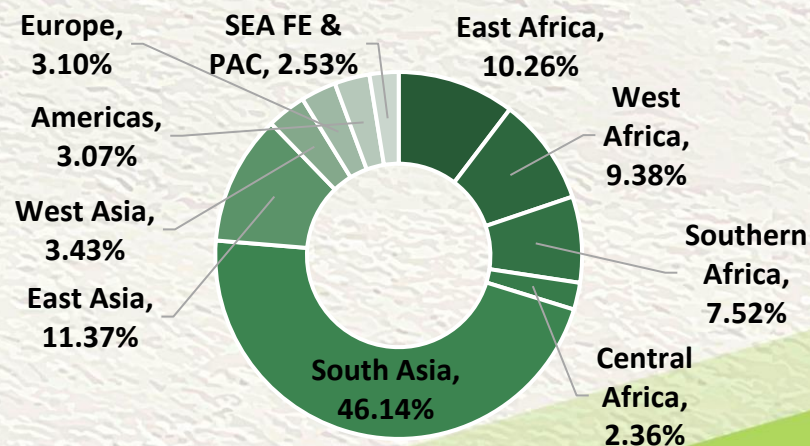


Non-Funded Portfolio ⁽¹⁾

INR 159 bn



Country Exposure ⁽¹⁾⁽²⁾⁽³⁾



Export Capability Creation

Term Loans

Working Capital

Export Product Development

Export Facilitation

Overseas Investment Finance

Import Finance

Guarantees and L/Cs

Covering entire canvass of MSMEs



UBHARTE SITAARE PROGRAMME

Across-the-board support to MSMEs with differentiated products, processes & technology with potential to emerge as tomorrow's export champions




TRADE ASSISTANCE PROGRAMME

Credit enhancement to trade instruments, thereby supporting trade involving markets where trade lines are constrained & transactions may not materialise in absence of such support




GIFT CITY SUBSIDIARY

Exim Finserve launched to offer trade finance products incl. export factoring



Ubharte Sitaare Programme: Nurturing Future Export Champions



As on September 30, 2025, financial support of ₹1,656.44 crore (fund and non-fund based) to 94 entities across a wide array of sectors, including 8 equity investments



Ubharte Sitaare Fund, with total commitment of ₹357.50 crore and equity investments of ₹235.60 crore, as on September 30, 2025, supporting growth of 12 innovative, export-oriented companies



Technical Assistance to incubation/ innovation centres of IIT Bombay, IIT Delhi, IIM Ahmedabad, IISc Bangalore, IIM Lucknow and IIT Kanpur for catalysing innovation and 1 MOU has been signed with iDEX-DIO.

15 companies with innovative solutions for promoting sustainability



19 companies with cutting edge tech



14 companies revolutionising healthcare



Others engaged in e-mobility solutions, specialised intermediate goods, software solutions, high-quality products including toys for global brands, etc.



Nurturing Innovation in Sustainability Solutions

Reduction of Particulate Emissions



Company manufactures and exports electric bicycles, provides clean and sustainable transportation options, reducing carbon emissions. Forms a part of the growing global trend towards green mobility.

Conserving Resources & Reducing Environmental Impact



Company recycles end-of-life lithium-ion cells from electronics into high-purity black mass; established process of extraction of valuable metals from the black mass

3D Printing for Construction



Deeptech company designs and produces Concrete 3D printing solutions for construction and infrastructure development, using eco-friendly materials.

Providing surgical navigation systems



Bangalore-based company developing & manufacturing surgical navigation systems for complex procedures like brain & spine surgeries. Bank has provided debt and equity support for US FDA certification and capital expenditure.

Smart medical devices for Critical Care



Pune-based company developing and manufacturing smart medical devices for critical care, i.e. ICU ventilators and patient monitoring systems. Bank has supported for meeting expenditure related to product development and international certification.

Advanced Orthopaedic Immobilisers



Vadodara-based company, focusing on orthopaedic devices, such as novel orthopaedic immobiliser that solves problems associated with conventional casts. Bank has supported expansion of manufacturing capacity.

Innovations for Bolstering India's Defence Capacities

Military Training Simulator



Manufacturer of land based military training simulators & anti-drone technologies. Bank's support enabled company to execute export orders

Advanced Imaging and Sensor Systems



Company provides solutions for military reconnaissance, critical infra security & transportation safety. Bank's support helped execute contracts from Ministry of Defence & export orders

Multirole Helicopter UAV



Support to Company manufacturing UAVs with a helicopter-based design with applications in surveillance, logistics, disaster management, crowd control. Bank's support helped execute contracts of Defence/ PSU.

Partnering with Academic Incubators for Export-Ready Startups

Foundation for Science Innovation and Development, IISc



Technical Assistance for scaling up and nurturing deep-tech startups with export potential, and facilitating companies to develop products & services for global market

Enterprise Incubation Centre, IIM Lucknow



Technical Assistance towards launching of Global Acceleration Program to tap export potential startups pertaining to sectors such as Software and IT, Biotech products and services, auto and auto components, deep tech, etc.

Foundation for Innovation & Research in Science & Technology, IIT Kanpur



Technical Assistance towards identification and facilitation of equity investment by the Bank into eligible startups with export potential in Deep-Tech/ Defence sectors.

Trade Assistance Programme: Expanding Export Horizons



Since March 2022,

1,645

Transactions Supported

US\$ 3.60 Billion

*Incremental Exports in new or
challenging markets*

>195

*Indian exporters, based in 60 plus
cities from close to 22 states*

54

countries tapped by exporters



ENGENDERING CONFIDENCE IN TRADE SETTLEMENTS

Facilitated over 65 MSMEs tap 31 geographies by increasing confidence in trade settlements.



EMPOWERING BUSINESS ACROSS SECTORS TO EXPAND GLOBALLY

Top five industries supported include Automotive Industry, Iron and Steel Industry, Agriculture and food industry, Textile and Chemical Industry. Other industries include industries like aviation, hydro power projects, paper industries, paint, pharmaceutical, wooden, etc.



UNLOCKING OPPORTUNITIES IN UNTAPPED MARKETS

Supporting transactions in relatively untapped geographies like Peru, Colombia in LAC and DR Congo, Zambia, Sierra Leone, Burkina Faso, Cameroon in Africa i.e. countries with higher risk perceptions, and also developed markets with limited market access.



STRENGTHENING PARTNERSHIPS FOR EXPORT FACILITATION

Partnered with over 140 overseas banks across South Asia, Middle East, East Asia, Central Asia, Africa, Latin America and North America. Providing reliable conduit for linkages between Indian & overseas banks for facilitating exports.

27 credit lines to overseas banks & 22 refinance facilities to domestic banks & NBFCs.

TAP: Helping Businesses Expand Global Footprint

LC financing and Trade loan are introduced as new offering under TAP. Under UPAS LC financing the Bank has supported various exporters from industries like electronics, automobile and aluminum.



UPAS LC financing and Trade loan structure as new offerings

Support extended in high risk countries like Djibouti and Mozambique for exports of Automotive products and conveyor belt system to Africa.



Made inroads in new African countries

India Exim Bank Signed Confirming Bank Agreement (CBA) with Asian Development Bank (ADB) in May 2025.

Also, supported few transactions for exports to Bangladesh.



Signed CBA with ADB

Hon'ble Minister of Finance and Corporate Affairs, addressed Exim Bank's Trade Conclave on the theme 'Building Export-led Growth for Viksit Bharat'. The key milestones achieved under TAP were highlighted during the Conclave.



Trade Conclave in Delhi

India Exim Finserve at IFSC, GIFT City



Since Sept 2024 to Sep 2025

1,338

Transactions Supported

US\$ 20.41 mn

*Incremental Exports through
collateral free export finance*

23

*Indian exporters supported
till date, based in 14 cities
from 7 states*

**Exports to North America, Europe,
Middle East, Australia, Latin America
and Asia Pacific supported**

COLLATERAL FREE POST-SHIPMENT FINANCE FOR MSME



Exim Finserve provides non-recourse / limited recourse export factoring for open account trade exports helping MSMEs with easy access to trade finance.



It also helps in providing credit cover to the export receivables coupled with collection and management of assigned export receivables.

EMPOWERING BUSINESS ACROSS SECTORS TO EXPAND GLOBALLY



Companies supported across diverse sectors incl. apparels, engineering goods, chemicals, steel, handicraft, home textiles, etc.

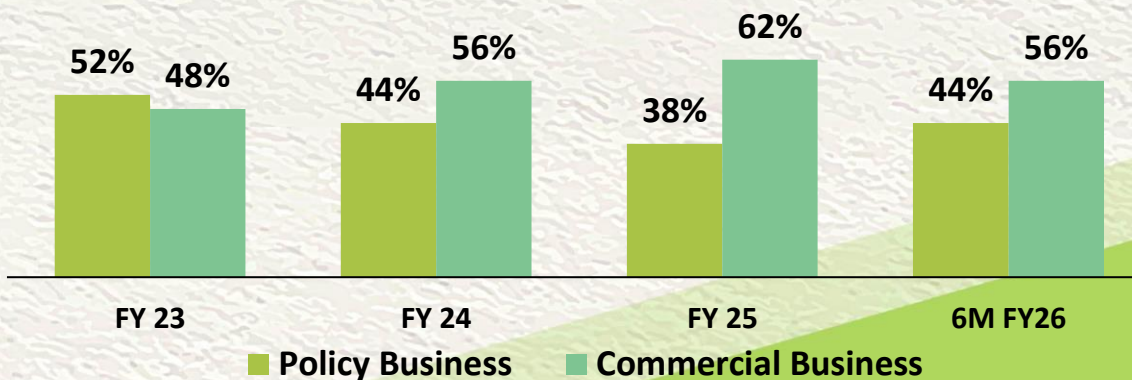
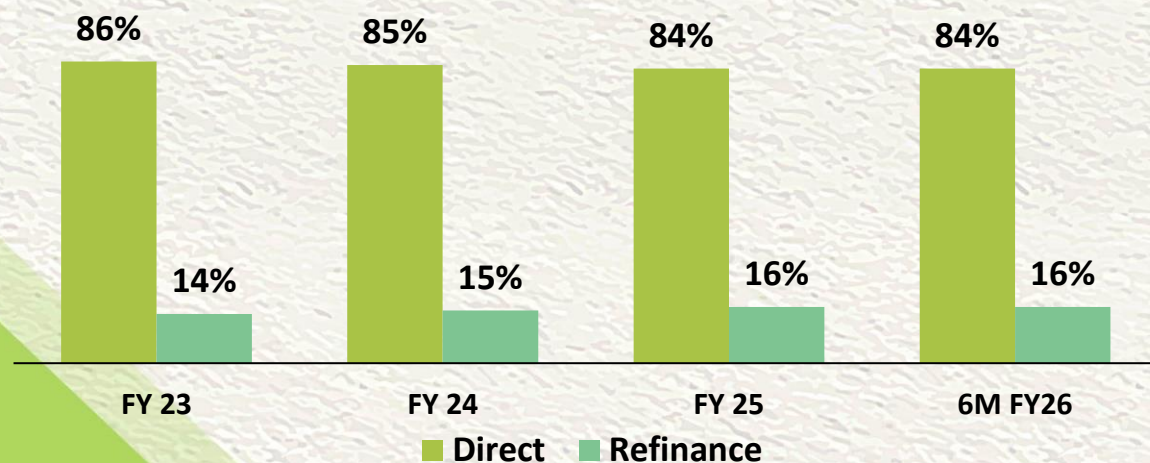
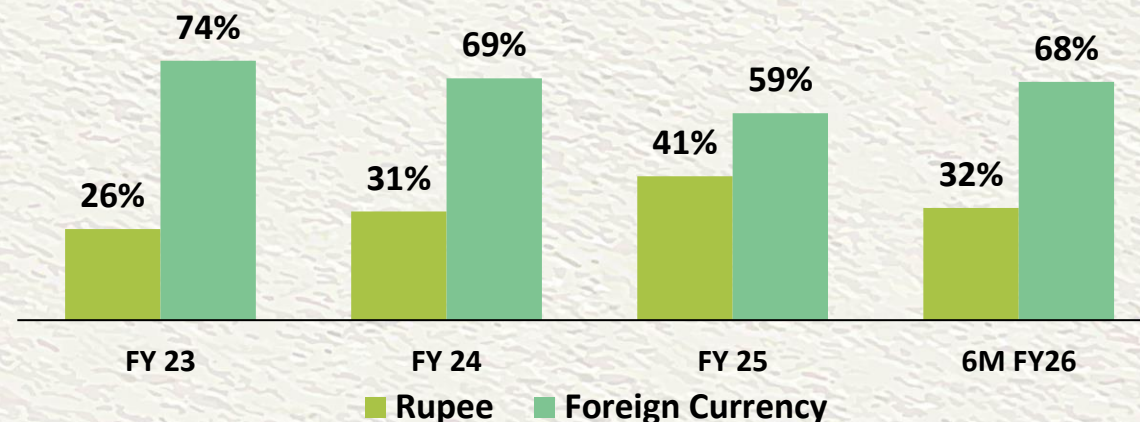
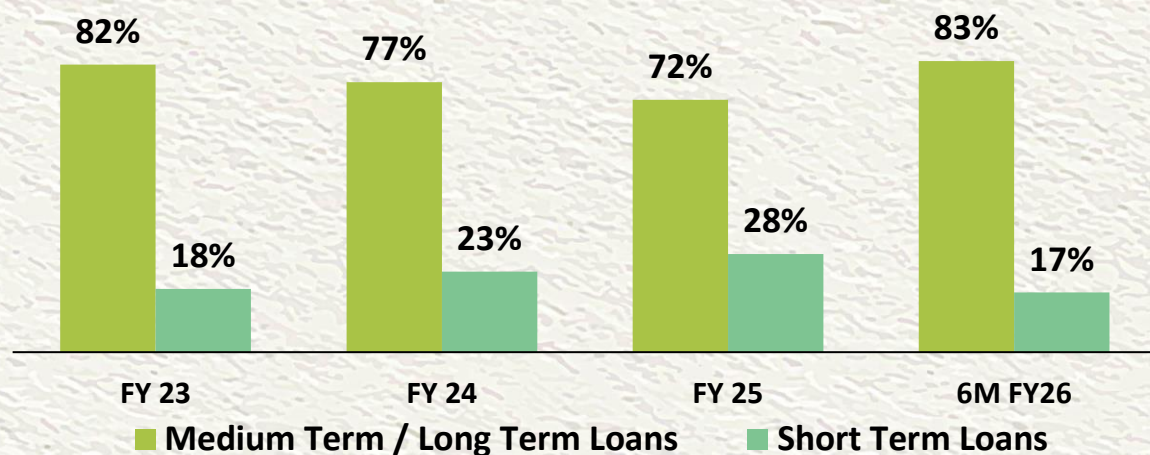
PARTNERSHIP IN UNDERWRITING



Have partnered with 10 import factors covering USA, Canada, Europe, Singapore & Southeast Asia, Japan, Chile and Brazil. First Company to receive trade credit insurance for export factoring business from GIFT City enabling coverage of factoring for North America, Europe and entire Asia region

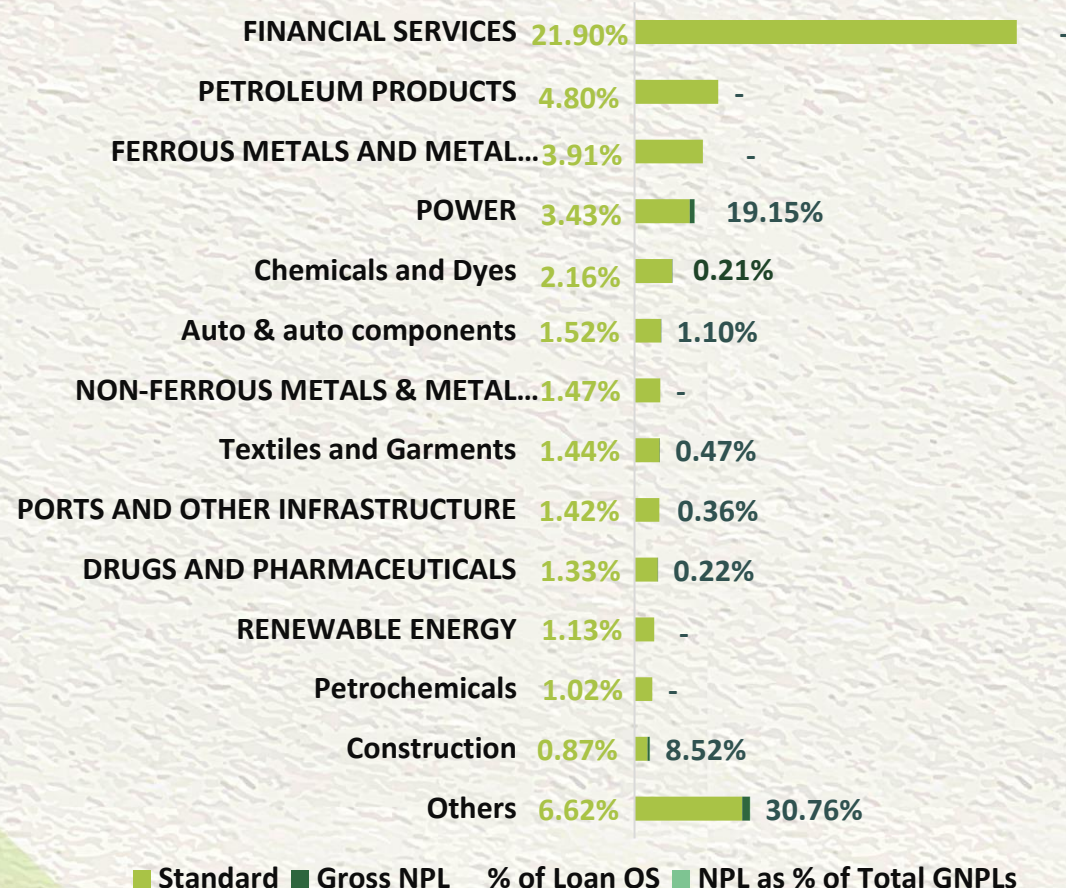
Loan Portfolio Composition

Providing access to new markets through longer tenor direct financing, mainly in foreign currency, to Indian Companies



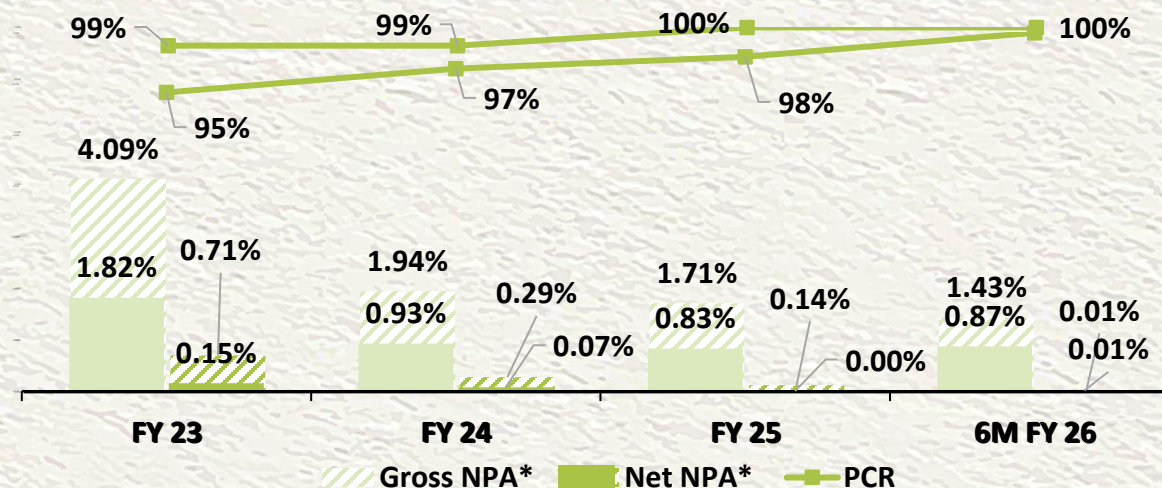
Strong Asset Quality

Gross Loan Outstanding

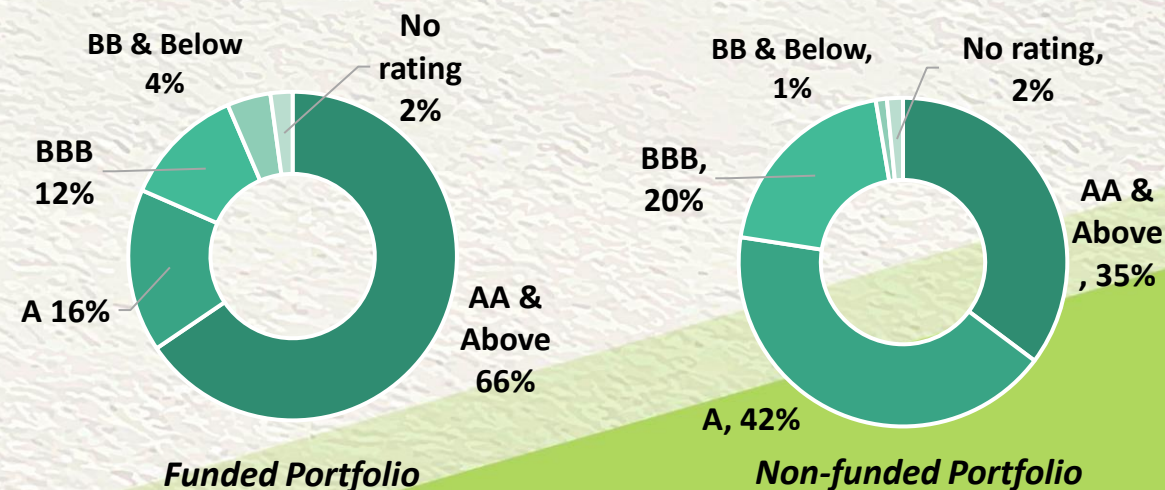


Current watchlist of ₹ 35.17 bn (2% of gross loans), of which non-funded portfolio is ₹ 14.15 bn (~40.23%)

NPA Ratios

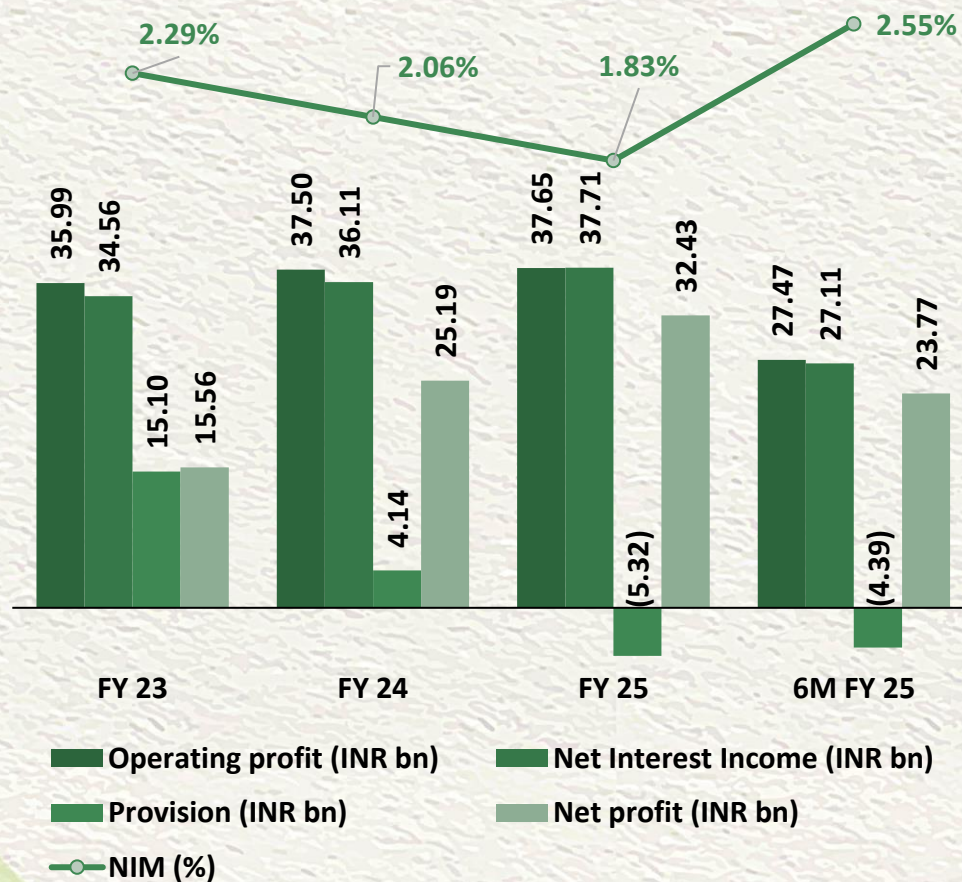


Credit quality of commercial portfolio

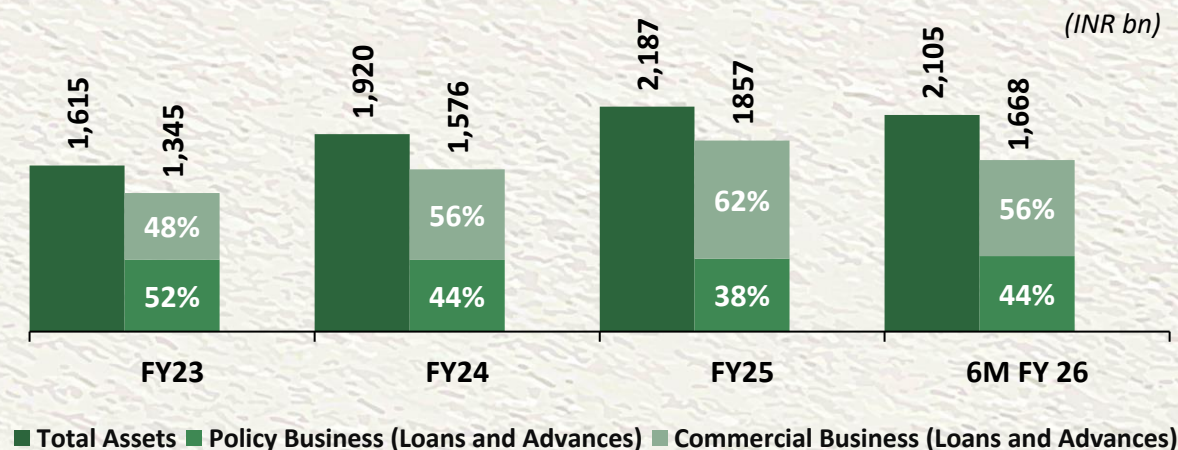


Robust fundamentals

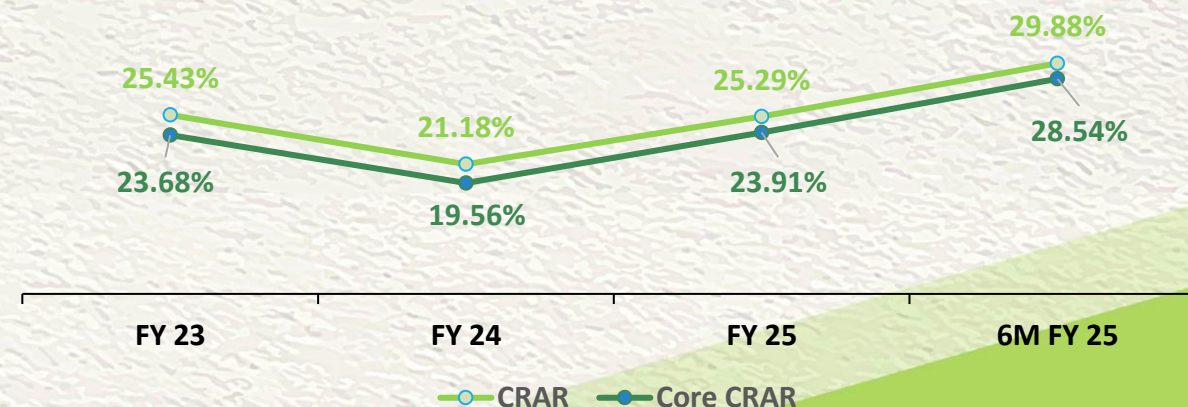
Profitability



Total Assets, Loans and Advances⁽¹⁾



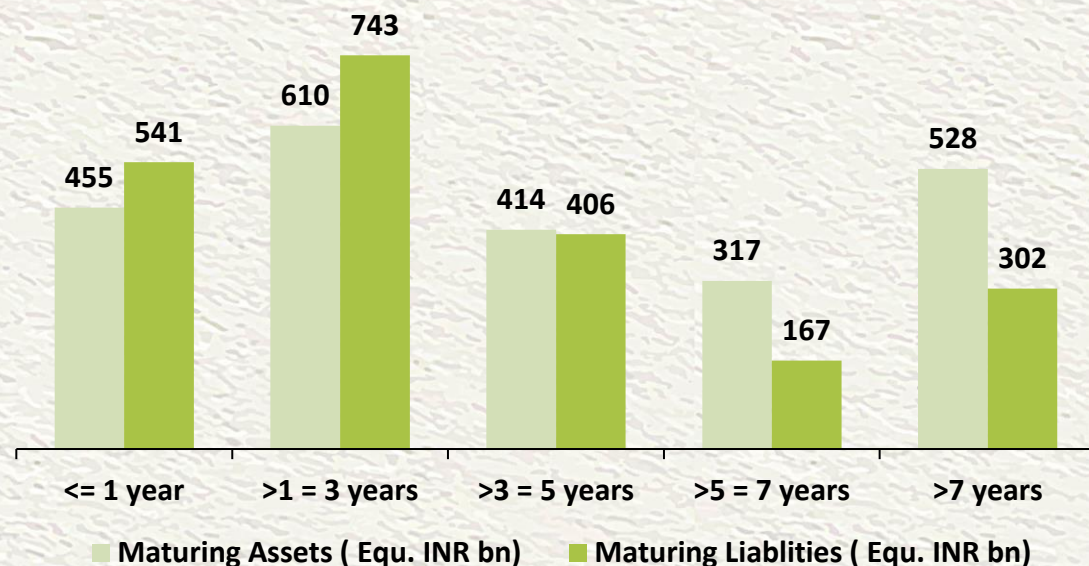
Healthy CRAR for Sustained Growth



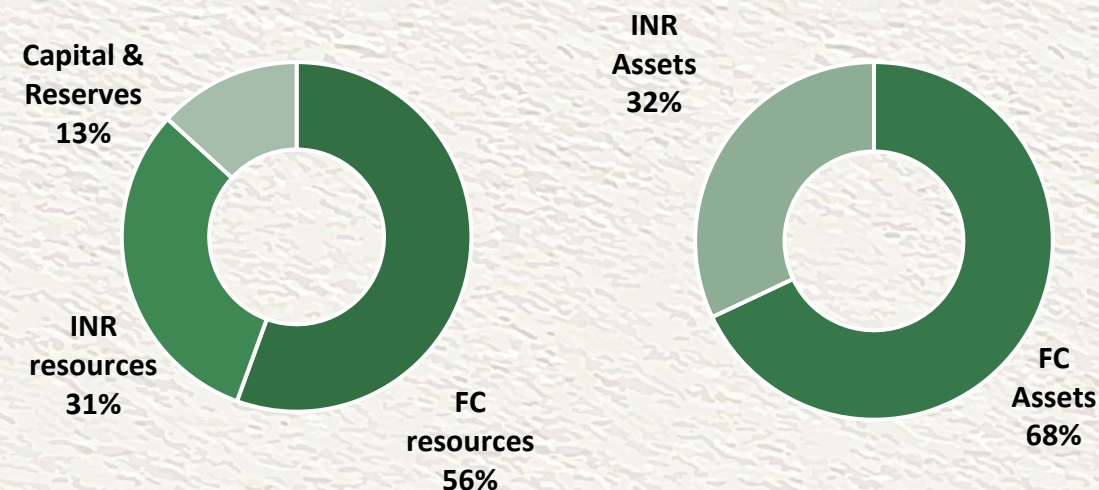
(1) Includes loans and advances to industrial concerns, scheduled banks, foreign governments and other financial institutions and bills of exchange and promissory notes discounted / rediscounted. Amounts stated are net of provisions for non-performing assets (NPAs).

Asset Liability Management

Asset Liability Gaps



Total Resources / Total Earning Assets



- ✓ Fully hedged position on currency and basis risk. Both Assets and Liabilities on benchmark rate basis.
- ✓ Exim Bank's quasi sovereign status enables issuance at benchmark rates.
- ✓ Open the debt markets for dollar and sustainability bond issuances in 2023 with its maiden benchmark-sized sustainability bond under the ESG Framework
- ✓ Debut 10-year 144A issuance in July 2016, the second 10-year 144A issuance in January 2018, the third 10-year 144A issuance in January 2020, fourth 10-year 144A issuance in January 2021, fifth 10-year sustainability bond 144A issuance in January 2023 and Sixth 10-year 144A issuance in January 2025 for USD 1 bn each under GMTN Program.
- ✓ Regular issuer in the International debt markets with 52 issuances since 2004 under the MTN including 4 Uridashi and 6 144A issuances. 5 Samurai issuances since February 2006.
- ✓ Issuances across currencies including USD, AUD, CHF, CNH, HKD, JPY, MXN, SGD, TRY, ZAR, EUR, BRL and GBP

Commitment towards Sustainable Practices (1/3)

Procedure for Social and Environment Management System 2009

ESG Policy set up in 2016

Set up ESG Framework and revised ESG Policy annually since FY 2022

Raised Green/Sustainability Bonds since 2023

ESG Framework

- During FY 2022, the Bank set up an **ESG Framework** to facilitate issuance of Green, Social or Sustainable Bonds / Loans.
- **Second Party Opinion (SPO)** Provider – Sustainalytics confirmed the **Framework is 'Credible and Impactful'**; and the Bank is well-positioned to address common environmental and social risks associated with projects.
- Framework aligned with ICMA / LMA Principles - Sustainability Bond Guidelines 2021 (SBG), Green Bond Principles 2021 (GBP), Social Bond Principles 2021 (SBP), Green Loan Principles 2021 (GLP), and Social Loan Principles 2021 (SLP).

Eligibility criteria in 6 green and 4 social areas



Renewable Energy



Sustainable Water and Wastewater Management



Pollution Prevention and Control



Clean Transportation



Green Buildings



Energy Efficiency



Access to Essential Services and Basic Infrastructure



Food Security and Sustainable Food Systems



MSME Financing



Affordable Housing

Commitment towards Sustainable Practices (2/3)

Procedure for Social and Environment Management System 2009

ESG Policy set up in 2016

Set up ESG Framework and revised ESG Policy annually since FY 2022

Raised Green/Sustainability Bonds since 2023

ESG Policy

- The Bank strengthened its Board-approved **ESG Policy – ‘Environment, Social and Governance Policy of the Bank for Sustainable Development / Responsible Financing’** in FY 2025.
- Revised ESG Policy is broad-based with a wider coverage. The Policy integrates the Bank’s credit appraisal process with an ESG risk assessment.
- ESG Policy is now more comprehensive and effective covering, but not limited to, ESG Risk Assessment through the risk models; ESG Risk Parameters; Climate Risk and Sustainable Finance; Process flow; and ESG related disclosure

Sustainable Finance Committee

- The Bank has set up a Sustainable Finance Committee (SFC), with members representing the Bank’s operating, Compliance and Legal groups.
- Role of SFC includes screening every proposal and categorising into High, Medium and Low Risk, which is included in the Appraisal Memorandum.

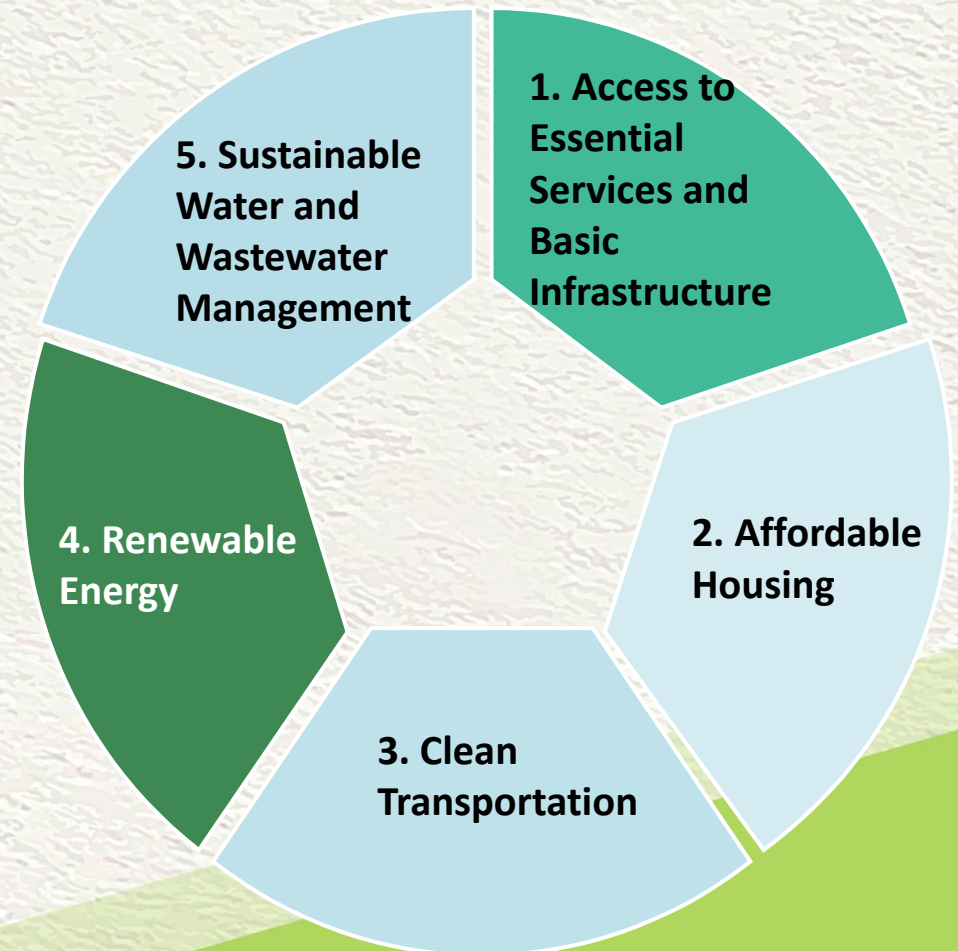
Sustainable Finance Programme

- The Bank has in place, a Sustainable Finance Programme (SFP) to finance green, transition, social and sustainability linked investments of eligible borrowers.

Green/ Sustainable Bonds

- Successfully issued Green/ Sustainable Bonds aggregating ~USD 1.5 bn under the Bank's ESG Framework
 - **FY 2024** – Two Sustainable Bonds aggregating USD 200 mn in September 2023; and first Green Floating Rate Notes (USD 150 mn) in March 2024
 - **FY 2025** - Two Sustainable Bonds aggregating USD 150 mn in February 2025
- **External Post Issuance Review** stating that all reviewed projects comply with the 'Use of Proceeds' criteria and are consistent with the commitments described in the Bank's ESG Framework.
- Won the 'Best Sustainability Bond' award at the prestigious 'Asset Triple A Awards 2024 - South Asia, India' for the Benchmark 10-year Sustainability Bond.

Proceeds aligned to categories set out in the Bank's ESG Framework, broadly including



Exim Bank – Board of Directors



Sudhakar Dalela
Secretary (Economic Relations), Ministry of External Affairs



Arnab Kumar Chowdhury
Executive Director, RBI



Rajneesh Karnatak
Managing Director and CEO, Bank of India



Himani Pande
Additional Secretary, Department for Promotion of Industry and Internal Trade, Ministry Of Commerce and Industry



Rakesh Sharma
Managing Director and CEO, IDBI Bank



Harsha Bangari
Managing Director



Siddharth Mahajan
Joint Secretary, Department of Commerce, Ministry of Commerce and Industry



Sristiraj Ambastha
Chairman-cum- Managing Director, ECGC Ltd.



Tarun Sharma
Deputy Managing Director



Aparna Bhatia
Adviser, Department of Economic Affairs, Ministry of Finance



Challa Sreenivasulu Setty
Chairman, State Bank of India



Deepali Agrawal
Deputy Managing Director



Abhijit Phukon
Economic Adviser
Department of Financial Services, Ministry of Finance



Ashwani Kumar
Managing Director and CEO, UCO Bank

Directors representing Ministries of Finance, Commerce and Industry, and External Affairs

Directors representing major Indian Public Sector Banks

Director representing regulator - RBI

Whole Time Directors

Director representing India's Export Credit Insurance Company





Appendix



Financial Highlights

Balance Sheet

<i>(Figures in INR mn)</i>	FY23	FY24	FY25	6MFY26
Cash and Bank Balance	25,220	84,289	70,155	62,342
Investments	123,109	166,235	160,113	2,52,274
Loans and Advances ⁽¹⁾	1,345,234	1,576,023	1,857,391	16,68,124
Fixed Assets	3,747	3,638	3,403	3,205
Other Assets	117,359	89,330	96,314	1,19,279
Total Assets	1,614,669	1,919,515	2,187,376	2,105,224
Paid up Capital & Reserves ⁽²⁾	206,276	228,943	258,124	254,713
Deposits	1,526	1,134	903	788
Notes, Bonds and Debentures	915,330	912,355	1,115,794	1,013,720
Borrowings	367,376	632,618	675,112	641,992
Profit and Loss Account	1,558	2,520	3,250	23,769
Other Liabilities & Provisions	122,603	141,945	134,193	170,242
Total Liabilities	1,614,669	1,919,515	2,187,376	2,105,224

Note: (1) Includes loans and advances to industrial concerns, scheduled banks, foreign governments and other financial institutions and bills of exchange and promissory notes discounted / rediscounted. Amounts stated are net of provisions for non-performing assets (NPAs); (2) Includes paid-up capital and reserves.

Financial Highlights

Profit and Loss Summary

<i>(Figures in INR mn)</i>	FY23	FY24	FY25	6MFY26
Interest Earned	109,395	149,024	183,255	101,838
Interest Expended	74,832	112,919	145,547	74,732
Net Interest Income	34,563	36,105	37,708	27,106
Non-Interest Income	5,483	5,602	5,501	2,895
Non-Interest Expense	4,054	4,206	5,560	2,529
Net Non-Interest Income	1,429	1,396	(59)	366
Operating Profit	35,992	37,501	37,649	27,471
Provisions and Contingencies	15,101	4,136	(5,324)	(4,390)
Profit / (Loss) Before Tax (PBT)	20,891	33,365	42,973	31,861
Tax (Net of Deferred Tax)	5,332	8,179	10,541	8,093
Profit / (Loss) after Tax (PAT)	15,559	25,186	32,432	23,769

Financial Highlights

Key Ratios				
	FY23	FY24	FY25	6MFY26
Net Interest Margin	2.29%	2.06%	1.83%	2.55%
Gross NPA	4.09%	1.94%	1.71%	1.43%
Net NPA	0.71%	0.29%	0.14%	0.01%
ROAA	1.04%	1.47%	1.61%	2.21%
ROAE	9.78%	15.83%	20.39%	29.88%
CRAR	25.43%	21.18%	25.29%	29.88%
Core CRAR	23.68%	19.56%	23.91%	28.54%
Slippage Ratio	6.52%	0.15%	0.27%	0.017%
Credit Cost	1.15%	0.28%	(0.31)%	(0.49)%
Provision Coverage Ratio	95%	97%	98%	100%

Insolvency and Bankruptcy Code: Faster NPA resolution

Exim's Loan Accounts under Exposure to NCLT ^{#(1)}

₹ bn

	Outstanding Amount	Provision (%)	Net Book Value	Expected Recovery
(A) Exim Loans admitted/referred	3.32	100%	-	0.09
(B) Guarantors for Exim Loans ^[1]	2.52	100%	-	0.84
Total	5.84	100%	-	0.93

Non-Performing Assets

Lending Programme	% of Total NPAs	% of Gross Loans
Export Finance*	64.23%	0.92%
Term Loan to Exporters**	7.90%	0.11%
Overseas Investment Finance	21.43%	0.31%
Import Finance	6.45%	0.09%
Export Facilitation	-	-
Total	100%	1.43%

Note: # National Company Law Tribunal

[1] Corporate under NCLT which are Guarantor to the Loans extended by Exim Bank.

*** includes Buyer's Credit, Deemed exports, EPCDF and PPSC etc.**

**** includes Export Oriented Units (EOUs)**



Issuances in International Debt Markets

- USD 250 mn Reg-S
- JPY 5.6 bn Reg-S
- JPY 23 bn Samurai
- JPY 26 bn Samurai
- USD 50 mn Reg-S
- JPY 24 bn Reg-S
- USD 150 mn Reg-S
- USD 300 mn Reg-S

- CHF 190 mn Reg-S

- AUD 200 mn Reg-S
- JPY 11.27 bn + MXN 286.10 mn + TRY 59.60 mn Reg-S (Uridashi)
- JPY 15 bn Reg-S (Uridashi)

- USD 500 mn Reg-S
- CNH 300 mn Reg-S
- CNH 300 mn Reg-S
- AUD 164.50 mn + USD 42.80 mn Reg-S (Uridashi)
- USD 500 mn Reg-S

- USD 400 mn Reg-S (Formosa)
- USD 1 bn 144A / Reg-S

- JPY 32 bn Samurai
- USD 50 mn Mekong Region Development Bonds
- USD 1 bn 144A / Reg-S

- CNH 500 mn Reg-S
- HKD 435 mn Reg-S

- USD 150 mn Green FRN Bond Reg-S
- USD 150 mn Sustainability Bond Reg-S
- USD 50 mn Sustainability Bond

Upto March 2010

FY 2011-12

FY 2013-14

FY 2015-16

FY 2017-18

FY 2019-20

FY 2021-22

FY 2023-24

FY 2010-11

FY 2012-13

FY 2014-15

FY 2016-17

FY 2018-19

FY 2020-21

FY 2022-23

FY 2024-25

- USD 200 mn Reg-S
- JPY 15 bn Reg-S
- JPY 20 bn Samurai
- USD 110 mn Reg-S

- AUD 39 mn + JPY 2.90 bn + ZAR 370 mn Reg-s (Uridashi)
- USD 500 mn Reg-S
- SGD 250 mn Reg-S
- USD 750 mn Reg-S

- USD 500 mn Reg-S
- JPY 20 bn Samurai
- USD 500 mn Reg-S

- USD 1 bn 144A / Reg-S

- USD 500 mn Reg-S

- USD 1 bn 144A / Reg-S

- USD 1 bn Sustainability Bond 144A / Reg-S
- ~USD 100 mn Sustainability Bond Reg-S

- USD 1 bn 144A / Reg-S
- USD 150 mn Sustainability BRL Bond

Samurai Issuance

Uridashi Issuance

144A Issuance

Useful links

- [Exim Bank Act](#)
- [ESG Framework](#)
- [Second Party Opinion \(SPO\) on the ESG Framework](#)
- [Environment, Social and Governance Policy for Sustainable Development / Responsible Financing](#)
- [Annual Report](#)
- [Signed Financials of 6M FY 2025-26](#)

Mission

Facilitate Indian trade and investment,
and support partner countries' development priorities as a
financially, socially and environmentally responsible institution.

Vision

Globalisation of Indian businesses and empowering
growth of partner countries.

THANK YOU